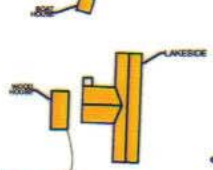
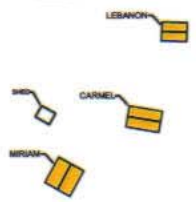


WOOD LAKE BIBLE CAMP

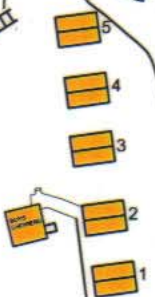


BEAVER POND

RV AND TENT AREA



WOOD LAKE



0 25 50 75 100 125 FEET
ONE INCH = 125 FEET

MEI

Engineering, Inc.

2125 UPPER 56th STREET EAST
INVER GROVE HEIGHTS, MN 55077
OFF: 651.552.0300 FAX: 651.552.0782
www.mei-engineering.com

THIS MAP IS FOR DESIGN PURPOSES ONLY. EVERY ATTEMPT HAS BEEN MADE TO INSURE THIS MAP'S ACCURACY. MEI ENGINEERING, INC. CAN NOT BE HELD RESPONSIBLE FOR ANY LOSINGS OR DAMAGES IN THIS MAP THAT MAY CAUSE ANY SORT OF DAMAGE, LOSS OR COSTS. INSURANCE WILL BE CALLED. SYSTEM MUST BE NOTIFIED BEFORE PROCEEDING. © 2002 MEI

ASSEMBLY DRIVE

ASSEMBLY ROAD